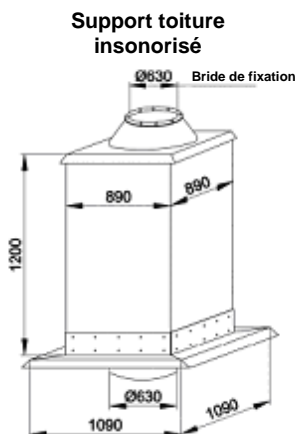
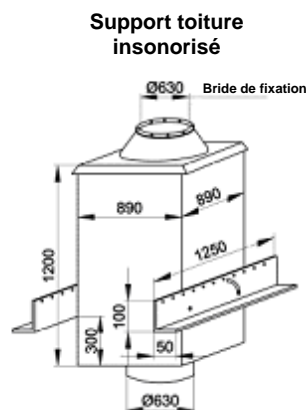
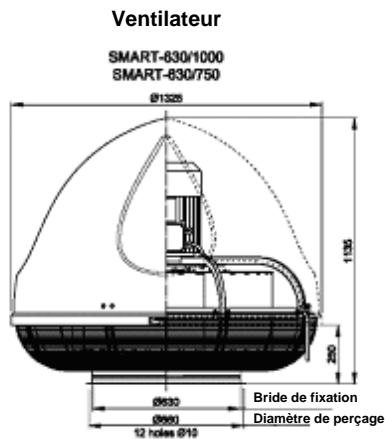


EXPAIR

L'EXtraction Par AIR

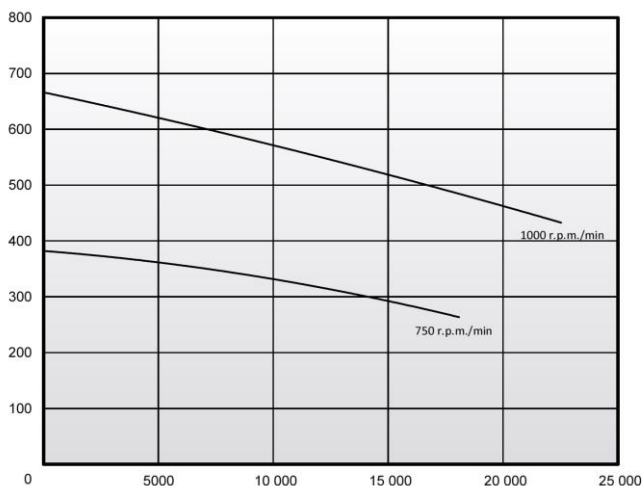
TOURELLES TYPE SMART-630-N



CARACTERISTIQUES TECHNIQUES

Type	Article N°	Vitesse de rotation [tr/min]	Voltage [V]	Puissance [kW]	[IP]	Niveau sonore [dB(A)]					Débit [m3/H]	Pression Maxi [Pa]	Poids [kg]
						Oulet				Inlet			
						1m	5m	10m	15m				
SMART-630/1000-N	812W76	1000	3 x 400	4.0	54	84	74	67	64	77	22500	690	163
SMART-630/750-N	812W75	750	3 x 400	2.2	54	77	67	60	56	70	18100	390	151
SUPPORT TPD-630-N.	843P46	-	-	-	-	-	-	-	-	-	-	-	88
SUPPORT TPDC-630-N	843P56	-	-	-	-	-	-	-	-	-	-	-	100

Pression [Pa]



Débit [m3/H]

11D, route de Marcilly
Z.A. du logis vert
77165 SAINT-SOUPPLETS
Tél : + 33 (0)1 60 01 05 07
Fax : + 33 (0)1 60 01 03 25
SARL au capital de 7648 € - 429 460 751 RCS MEAUX
Code APE-NAF 7112 B - Siret 429 460 751 00010